

State of New Jersey

Infrastructure Investment and Jobs Act

Highlights:

Created by a cross-department working group, the NEVI Deployment Plan was approved, enabling the deployment of \$104 million to build and operate electric vehicle charging infrastructure in the state.

Communities across New Jersey won 11 "Safe Streets and Roads for All" Grants, including one of the 37 Implementation Grants.

The Gateway Project has won nearly \$300 million for the execution of the Hudson River Tunnel Project.

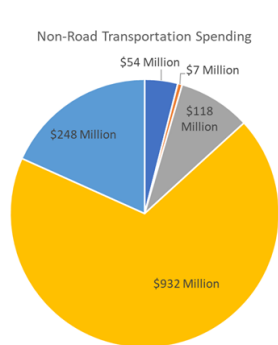
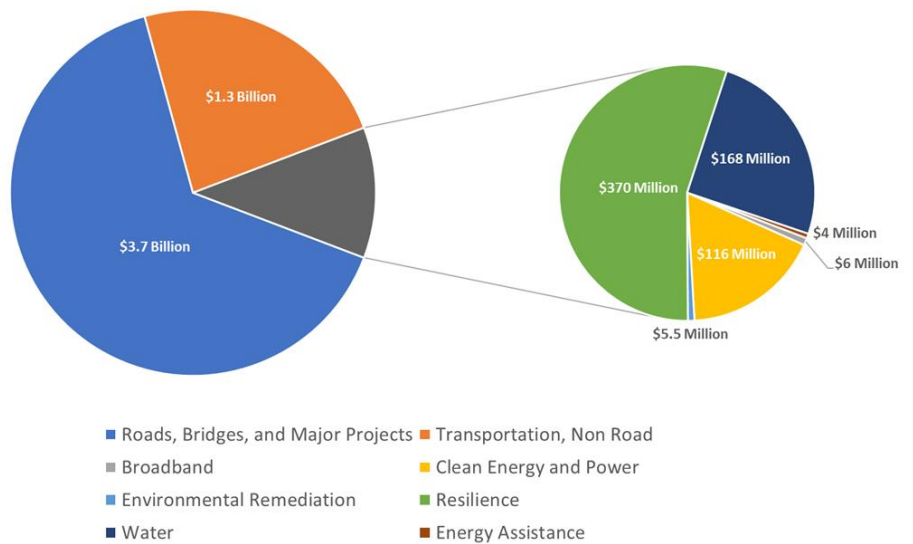
The Board of Public Utilities secured the first \$4.9 million to begin planning implementation of the Broadband Equity, Access, and Deployment program, which is the largest federal investment in broadband ever. The State expects to receive close to \$500 million.

Infrastructure Investment and Jobs Act

Implementation in New Jersey

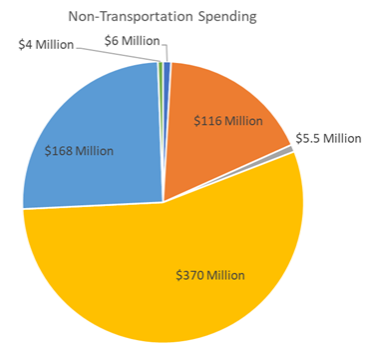
In the first 18 months of the Infrastructure Investment and Jobs Act, New Jersey has announced plans for deployment of roughly \$5.7 billion in infrastructure spending across the state. Of the announced funding, New Jersey won almost \$520 million in competitive, discretionary funding. Projects have been announced in every county.

Infrastructure Investment Jobs Act Year 1 Funding



- Airports
- Ports and Waterways
- Safety

- Electric Vehicles, Buses and Ferries
- Public Transportation



- Broadband
- Environmental Remediation
- Water
- Clean Energy and Power
- Resilience
- Energy Assistance

The above graphs demonstrate the range of funding opportunities in the Bipartisan Infrastructure Law and how those funds are being deployed across the state.

Contact Us

Matthew Bentley

Matthew.Bentley@nj.gov

David Lamando

David.Lamando@nj.gov

Richard Sun

Richard.Sun@nj.gov

Infrastructure Spending at a Glance

Project Category	Announced Spending (\$)
Total Spending	\$5,792,847,378
Roads, Bridges, and Major Projects	\$3,762,835,515
Public Transportation	\$932,012,436
Resilience	\$369,166,748
Safety	\$248,573,723
Water	\$168,538,000
Ports and Waterways	\$118,354,293
Clean Energy and Power	\$116,468,805
Airports	\$54,055,571
Electric Vehicles, Buses, and Ferries	\$7,298,010
Broadband	\$6,098,831
Environmental Remediation	\$5,500,000
Energy Assistance	\$3,945,446

Discretionary Wins by Category/Applicant

The state has been competitive in winning discretionary grants in a wide range of fields.

Total Discretionary Wins	\$519,761,733
Project Category	
Resiliency	\$71,000,000
Transportation Electrification	\$68,290,500
Safety and Accessibility	\$61,174,792
Economic Growth and other	\$27,296,441
Gateway	\$292,000,000
Applicant	
State Departments / Entities	\$149,012,546
Local Governments / Organizations	\$78,749,187
Multi-State Partnerships	\$292,000,000

This data was brought together from White House and New Jersey sources, taken from press releases, departmental websites, and USASpending.gov. It is up-to-date as of March 27, 2023. It is intended to give an overview of the first 18 months of BIL implementation in the State of New Jersey. The information is preliminary and may change.